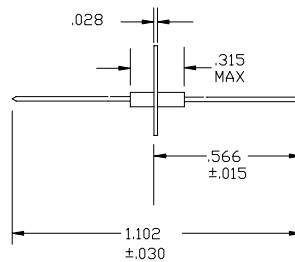
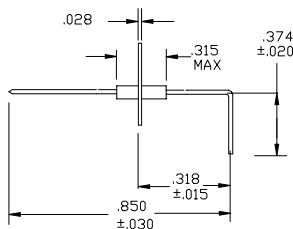


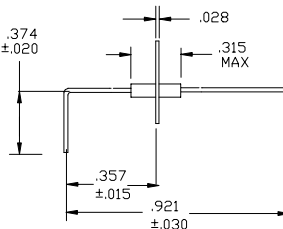
Lead Options Chart For Plate Styles FP03, FP04, & FP05



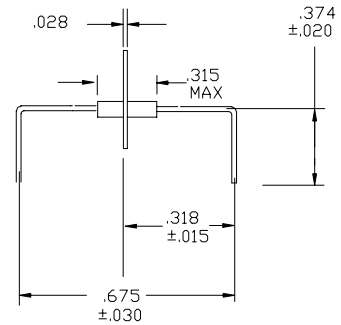
STRAIGHT (S)
(Single and Double Row)



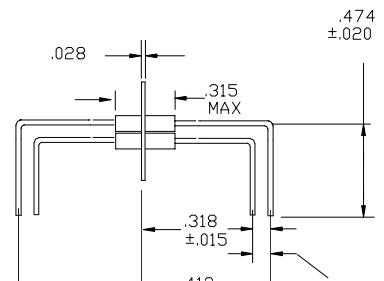
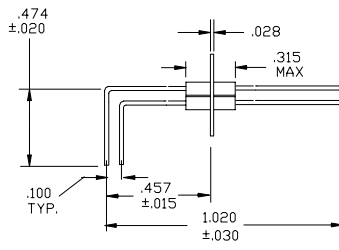
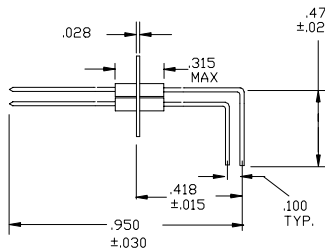
90° Right Bend (R)



90° Left Bend (L)



90° Bend Both (B)



CALL OUR SALES DEPARTMENT FOR MORE INFORMATION OR VARIATIONS OF THIS PRODUCT.

Corry Micronics, Inc. One Plastics Rd. - Corry, PA 16407 (814) 664-7728 Fax (814) 664-4582

Corry Micronics Inc. herein referred to CMI, believes this information to be accurate, but makes no warranties, expressed or implied as to the accuracy of this document. CMI assumes no liability for any injury, loss, damage, direct or consequential arising from the use of our products. User assumes all risk whatsoever in connection with it's intended use. CMI also reserves the right to change this document without notice.