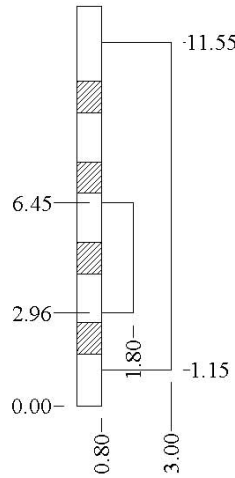
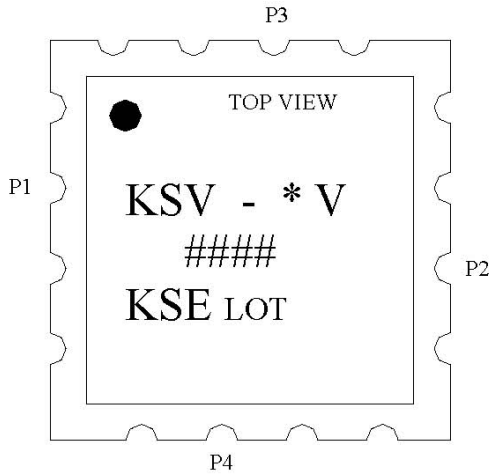
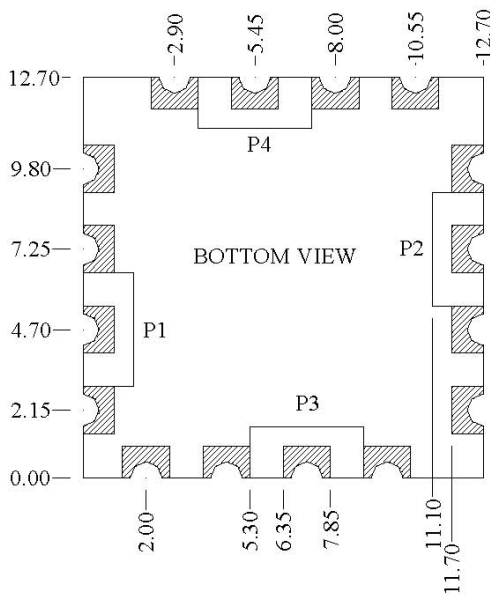


### SPECIFICATIONS V-TYPE DIMENSIONS



NO	FUNCTIONS
P1	Tuning Voltage
P2	RF OUT
P3	Supply Voltage
P4	Modulation (or NC)
All Other Pins are GND	



UNIT : mm  
Tolerance :  $\pm 0.2$

MARKING			
KSV	CMI VCO	####	Center Frequency
*	Supply Voltage	KSE	Manufacturer
V	Type	LOT	YYWW date

**CALL OUR SALES DEPARTMENT FOR MORE INFORMATION OR VARIATIONS OF THIS PRODUCT.**

**Corry Micronics, Inc. One Plastics Rd. - Corry, PA 16407  
(814) 664-7728 Fax (814) 664-4582 [www.cormic.com](http://www.cormic.com)**

Corry Micronics Inc. herein referred to CMI, believes this information to be accurate, but makes no warranties, expressed or implied as to the accuracy of this document. CMI assumes no liability for any injury, loss, damage, direct or consequential arising from the use of our products. User assumes all risk whatsoever in connection with it's intended use. CMI also reserves the right to change this document without notice.